

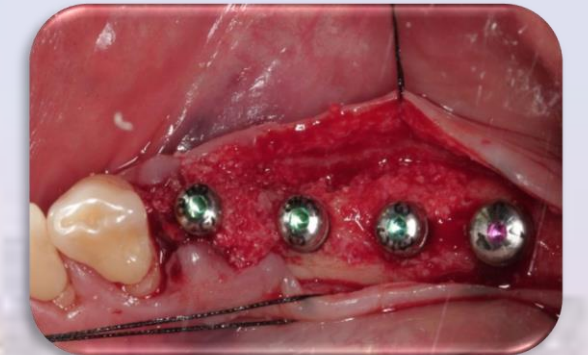
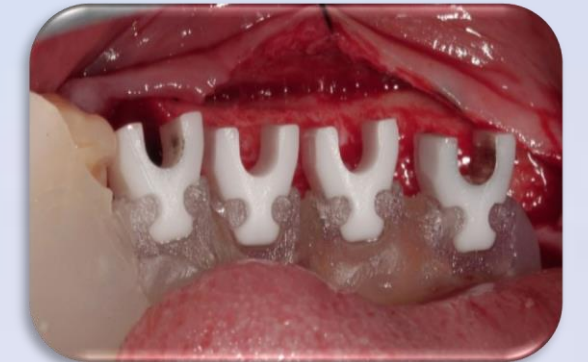
COMPREHENSIVE PERIODONTAL & IMPLANT SURGERY CONTINUUM



TORONTO IMPLANT INSTITUTE
Mentoring • Educating • Advancing



An AO Approved Training Centre



Including the distinguished
UNIVERSITY OF MICHIGAN
cadaver course!

5

COMPREHENSIVE
SESSIONS

15

HOURS OF AO
ONLINE EDUCATION

20

HOURS OF HANDS-ON
SURGICAL TRAINING

150

HOURS OF
CONTINUING EDUCATION

The AO Master Certificate program is one of the most prestigious training for the modern implantologist.

The Toronto Implant Institute is excited to be one of the first AO Training Providers in Canada! We are proud to present the first AO comprehensive program in Canada.

This unique course is designed to incentivize practitioners to obtain advanced education, training and experience in implant dentistry, to promote high quality implant education globally and to improve patient care through highly qualified implant professionals.

This course fulfills the CE requirements required for the AO Master's certificate application. For more information on the criteria, please visit the AO website [here](#).

Course Synopsis

The Tissue is the Issue – A Multi-Disciplinary Approach in Implant Dentistry.

This 5 session intensive program aims to equip participants with the necessary knowledge and skills to effectively perform periodontal surgery and provide comprehensive patient care. Integrate crown lengthening and soft tissue grafting procedures effectively, enhancing both esthetics and function in daily practice. Develop the necessary skills and knowledge to incorporate implant therapy in the practice. Various aspects of implant treatment will be covered - evaluation and planning, surgical techniques, restorations, management of complications, and long-term maintenance.

The course will involve lectures and hands-on training that include:

- ✓ Periodontal Surgery – Featuring Flap Designs and Suturing Techniques
- ✓ Oral Plastic Surgery – Featuring Predictable Soft Tissue Grafting Techniques
- ✓ Implant Surgery
- ✓ Implant Prosthodontics and Planning

...and a 5-Day Cadaver Session at the University of Michigan!



The **University of Michigan**, School of Dentistry is ranked as the **top dental school** in the United States for the 8th consecutive year...

About Our Speaker



Dr. Hom-Lay Wang
DDS, MDS, PhD

Biography

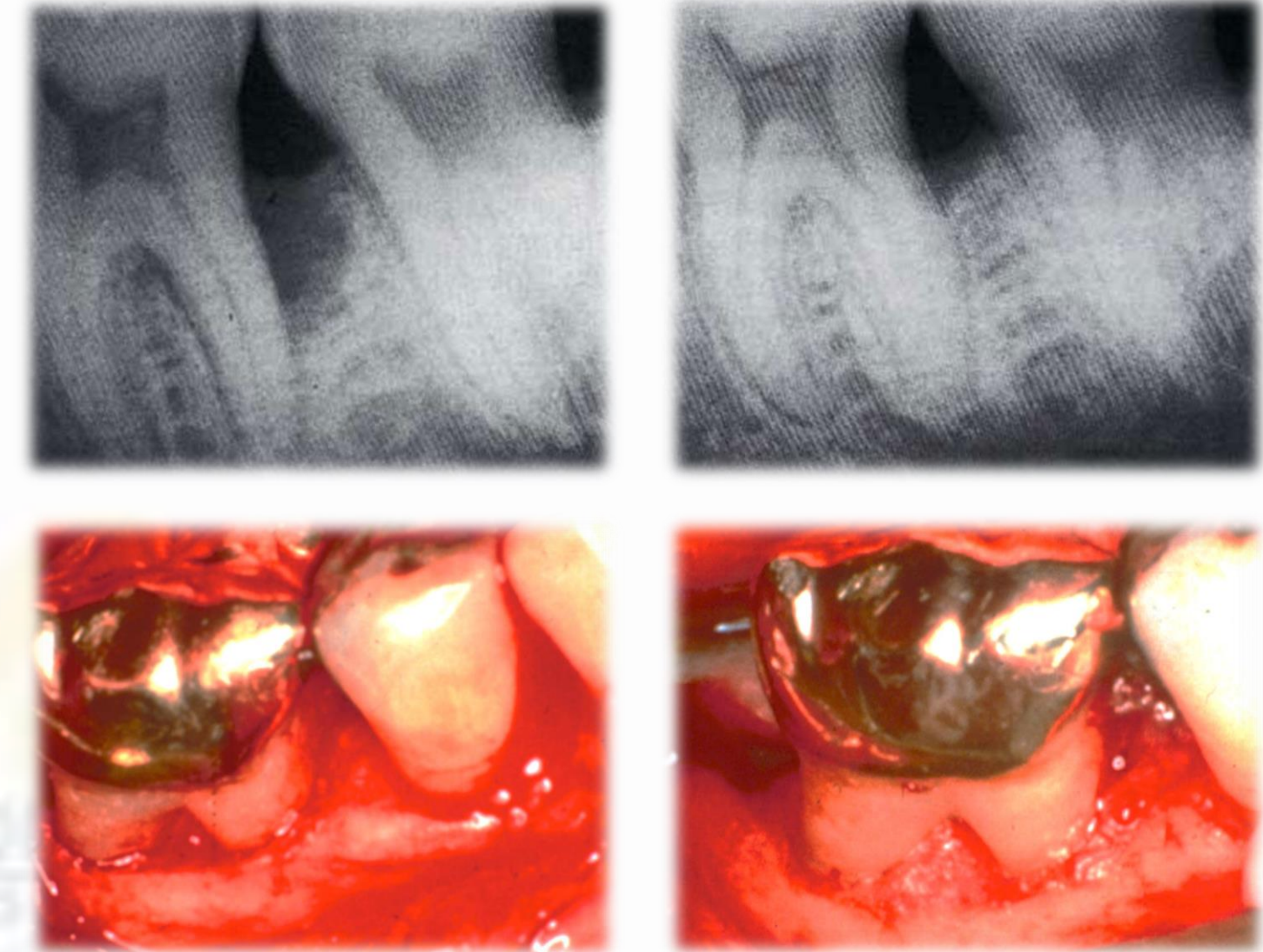
Dr. Hom-Lay Wang is a Professor and Director of Graduate Periodontics at the University of Michigan. Dr. Wang has been with the University of Michigan, School of dentistry since 1989 and is appointed to be the Director of Graduate Periodontics since 1995. He received his DDS from Taipei Medical College, Taipei, Taiwan, DDS, MSD from Case Western Reserve University, Cleveland, Ohio and Ph D from Hiroshima University, Japan. He has co-editor three textbooks, published more than 50 book chapters/invited reviews and more than 800 peer-reviewed scientific articles.

Dr. Wang currently serves as a member of Task Force as Future Science Strategy for the American Academy of Periodontology (AAP), President of the Academy of Osseointegration (AO). Dr. Wang is a Diplomate and a Former Chair and Director of the American Board of Periodontology, a Fellow of American College of Dentists as well as a Fellow and a Former Board of Director of AO, a Diplomate and Former President and Board Director of the ICOI, a former President of Midwest Society of Periodontology. former Consultant for the ADA Commission on Dental Accreditation, former AAP committee member of Continuing Education Oversight Committee, Scientific Oversight Committee, Leadership, and Development Committee, Nevins Teaching and Clinical Research Fellowship Selection Committee, Task Force on Annual Meeting Innovation, In-Service Examination Committee and Research Submissions Subcommittee, a former member and Chair of Website Online Education Committee Member as well as a member of Clinical Innovation Committee for the AO, a former member of the Scientific Information Committee for the AADR and have also served on more than 30 different Committees at University of Michigan. He currently serves as a visiting professor at Taipei Medical University, Taiwan, Xiamen Stomatology Hospital and many others.

Advances in Periodontal Surgery

Upon completion of this session, participants will be able to:

- Understand the 2018 new periodontal disease classification.
- Recognize the causes, symptoms, and biology of periodontal disease.
- Gain familiarity of the current available adjunctive procedures, such as laser - assisted periodontal therapy and the effects of systemic and locally delivered antibiotic therapy.
- Understand when and why periodontal surgery is necessary.
- Identify the different flap designs and suturing techniques, including advanced flap designs.
- Learn the proper management of infrabony & furcation defects.
- Understand when and how to perform guided tissue regeneration.
- Differentiate between available bone grafts (autografts, allografts, xenografts, and alloplasts) and various types of barrier membranes.



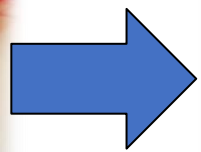
This session aims to equip participants with the necessary knowledge and skills to effectively perform periodontal surgery and provide comprehensive patient care.

Advances in Oral Plastic Surgery

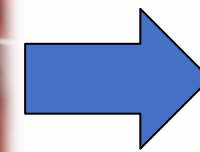
Upon completion of this session, participants will be able to:

- Understand the principles of an esthetic smile.
- Comprehend the goals and surgical aspects of esthetic and functional (restorative-oriented) crown lengthening.
- Adopt digital planning techniques to achieve predictable crown lengthening outcomes.
- Utilize a decision tree approach to select appropriate soft tissue grafting techniques (open vs. tunnel vs. combination) based on biological principles.
- Apply implant-related soft tissue decision tree principles to select suitable soft tissue grafting techniques for managing different types of soft tissue lesions around dental implants.
- Understand the various flap designs and techniques, when to use them, and more.
- Develop skills in managing soft tissue-related complications.

This session equips dentists with the necessary expertise to integrate crown lengthening and soft tissue grafting procedures effectively, enhancing both esthetics and function in their daily practice.



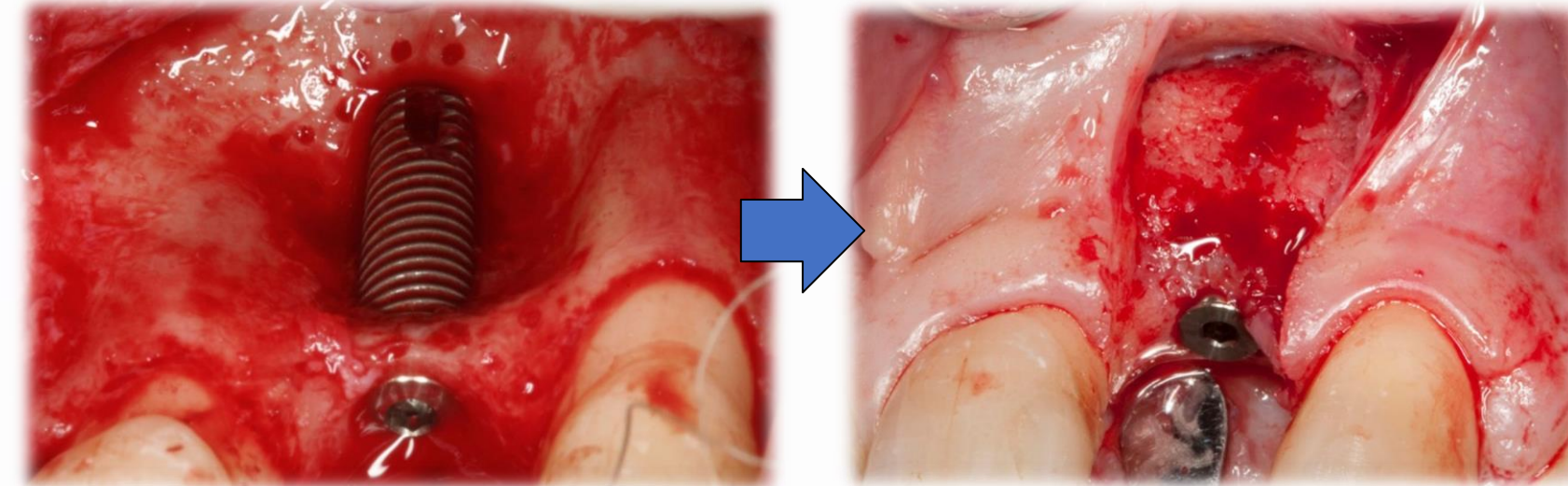
Tunneling CT



Advances in Implant Surgery

Upon completion of this session, participants will be able to:

- Understand the goals of implant therapy and evaluate the hard and soft tissue conditions to facilitate ideal implant placement, considering the ideal implant 6D position.
- Learn the step-by-step surgical sequence and gain clinical tips associated with implant surgery.
- Integrate digital dentistry into their daily implant treatment, leveraging its benefits.
- Recognize the advantages and limitations of immediate implant placement, flapless implant surgery, and immediate implant provisionalization.
- Perform various socket augmentations to enhance implant success.
- Understand the techniques for horizontal and vertical bone augmentation, and more.
- Gain familiarity with soft tissue manipulations around dental implants to optimize esthetic outcomes.
- Learn the essentials of implant maintenance for long-term success.



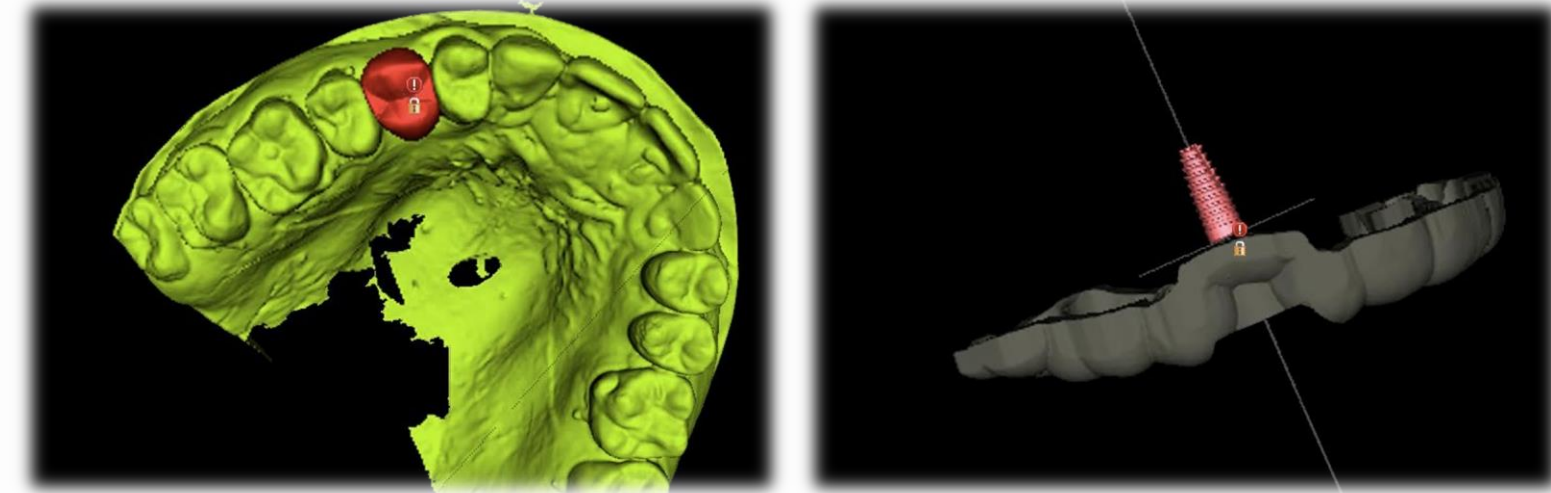
This session equips dentists with the necessary skills and knowledge to incorporate implant therapy seamlessly into their daily practice. It covers various aspects of implant treatment, from evaluation and planning to surgical techniques, complications management, and long-term maintenance.

Advances in Implant Prosthodontics

Upon completion of this session, participants will be able to:

- Understand the basic principles of implant prosthodontics.
- Recognize the advantages and limitations of using CBCT and digital technology for implant treatment and planning.
- Learn how to apply CAD/CAM technology for implant therapy.
- Understand the goals of surgical guides (both conventional and digital) and gain knowledge on how to fabricate/construct them.
- Gain a step-by-step understanding of the prosthetic sequence, abutment selection, impression techniques, and prosthesis designs.
- Familiarize themselves with the different types of implant occlusion and learn when to use each.
- Learn how to perform the all-on-4 or all-on-4 plus techniques.
- Identify and recognize common implant prosthetic complications.
- Develop the skills to effectively manage implant prosthetic complications.

Digital Planning



This session equips dentists with the knowledge and skills necessary to incorporate implant prosthodontics seamlessly into their daily practice

Implant Supported Prosthesis



Session 5: July 8-12, 2025

Advanced Periodontal Surgery

This session is designed to help dentists incorporate hard and soft tissue grafts and advanced implant surgeries into their daily practices. It combines didactic lectures and hands-on workshops with fresh cadaver specimens to cover a broad range of advanced periodontal/implant surgical techniques.

**A 5-Day
Cadaver Session!**

This session will be held at the the University of Michigan



Course Location (Sessions 1-4)

Sinclair Dental
90 Skyway Drive
Mississauga, ON
L5W 0H2



Course Location (Session 5)

University of Michigan



Course Fee


\$19,995 CAD + 13% HST
Payment Options Available.

Contact Us



☎ 416-566-9855

✉ info@ti2inc.com



Toronto Implant Institute Inc.
Nationally Approved PACE Program Provider for FAGD/MAGD credit
Approval does not imply acceptance by any regulatory authority or AGD endorsement
11/1/2022 to 10/31/2025
Provider ID# 302926

Upon completion of this course,
participants will receive a
CE attendance certificate from the
University of Michigan, School of Dentistry.